



Life Hacks: Classroom Edition

(aka Making EVERY minute count)



Hello!

I am Kelly Ferguson

You can find me at

kelly@compellinginstruction.com

Twitter: @kelferg

Seating Arrangements

WHY are your desks the way they are?

WHAT does your room arrangement say about your class priorities?




ROWS

Pros

- Encourages individual work and productivity
- Minimizes disruptions and cheating
- Effective for demonstrations, test taking, and presentations
- Easier to supervise

Cons

- Discourages student-centered discussion and group work
- Easier to students to lose focus
- Uneven distribution of interaction amongst class
- Difficult for teachers to move easily from student to student



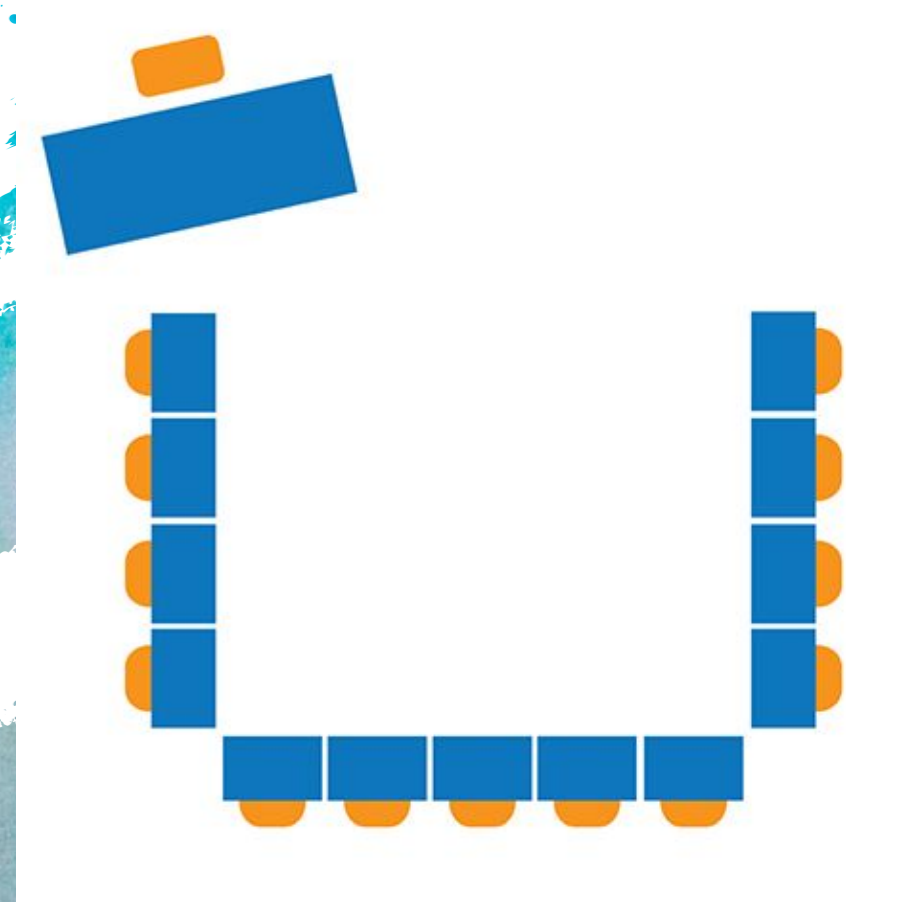
BIG U

Pros

- Easier to interact with entire class
- Encourages discussion and participation
- Fosters connection between students and educator
- Large area for presentations and demonstrations

Cons

- Not suitable for work in small groups
- May overwhelm shy students
- May be difficult to control behavior
- Larger classes may have difficulty engaging in discussions



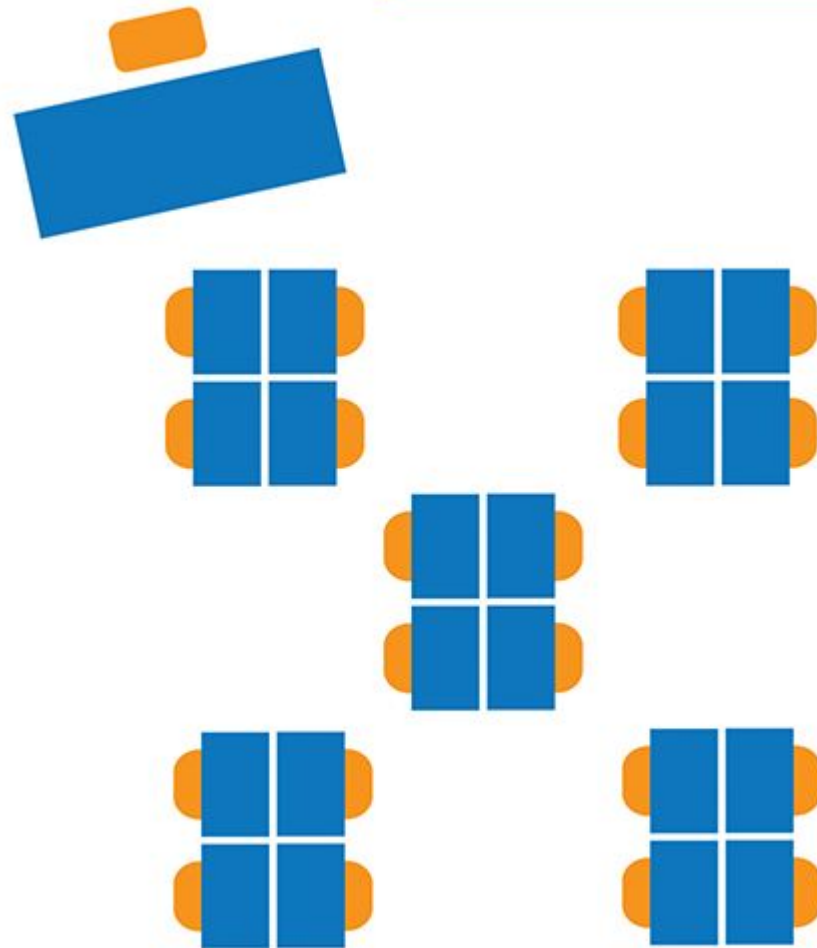
PODS

Pros

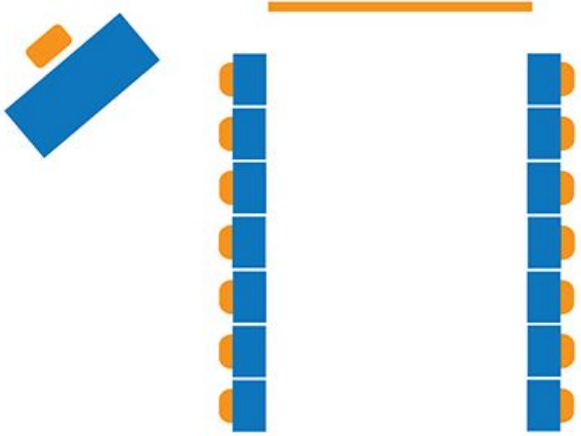
- Encourages interaction of all students
- Creates a more personal and safe environment for students to convey their ideas
- Promotes cooperation and teamwork
- Develops reflection, problem solving, and communication skills
- Flexibility to strategically form groups
- Suitable for small spaces

Cons

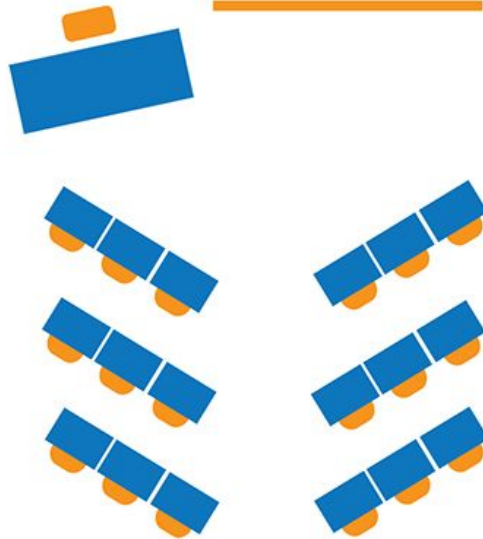
- Increased noise level, distractions, and off-task behavior
- Decreased productivity
- Less individual accountability
(ex. strongest student may do the bulk of the work)
- Harder to assess students' abilities and level of understanding



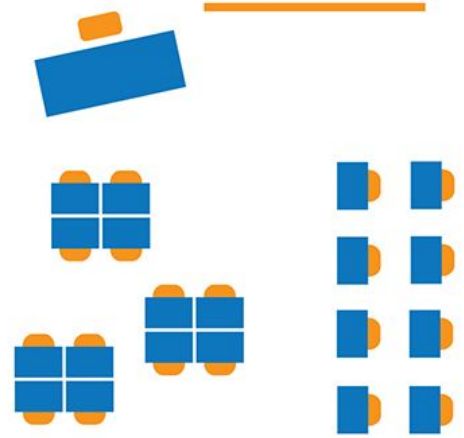
Runway



Stadium



Combination



2. Routines

Train 'em right

That moment when it hits you...



Morning Meeting

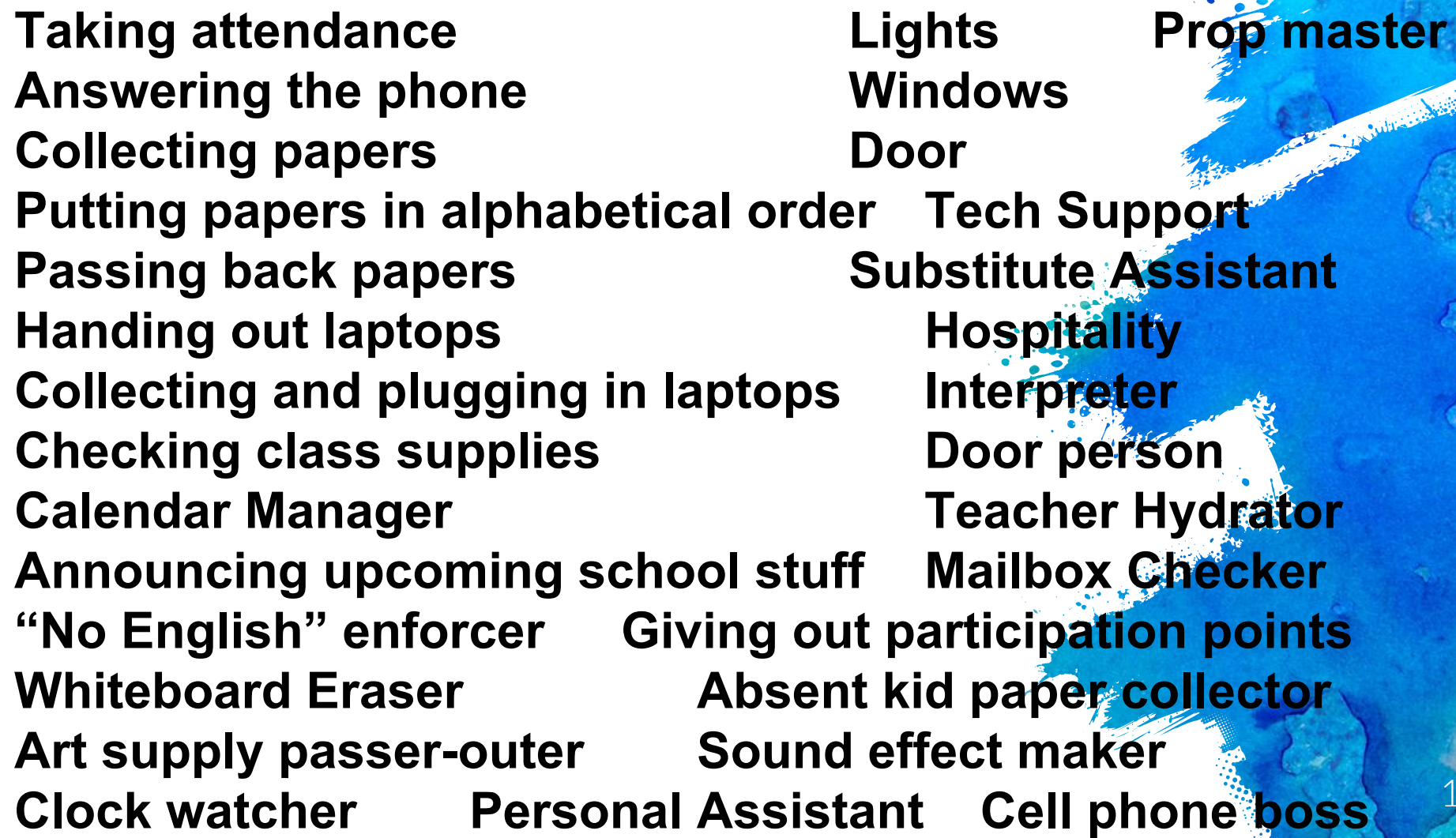
Aka Circle of Power & Respect

1. Greeting
2. Sharing
3. Activity
4. Daily News

Student Jobs

What things happen frequently in your room that do NOT require a college degree to do?





Taking attendance	Lights	Prop master
Answering the phone	Windows	
Collecting papers	Door	
Putting papers in alphabetical order	Tech Support	
Passing back papers	Substitute Assistant	
Handing out laptops	Hospitality	
Collecting and plugging in laptops	Interpreter	
Checking class supplies	Door person	
Calendar Manager	Teacher Hydrator	
Announcing upcoming school stuff	Mailbox Checker	
“No English” enforcer	Giving out participation points	
Whiteboard Eraser	Absent kid paper collector	
Art supply passer-outer	Sound effect maker	
Clock watcher	Personal Assistant	Cell phone boss

3.

Manage & Maintain

Keep things moving smoothly



Bathroom Passes

4 passes per quarter

Any unused ones can convert into 1 point extra credit OR be used to purchase prizes.



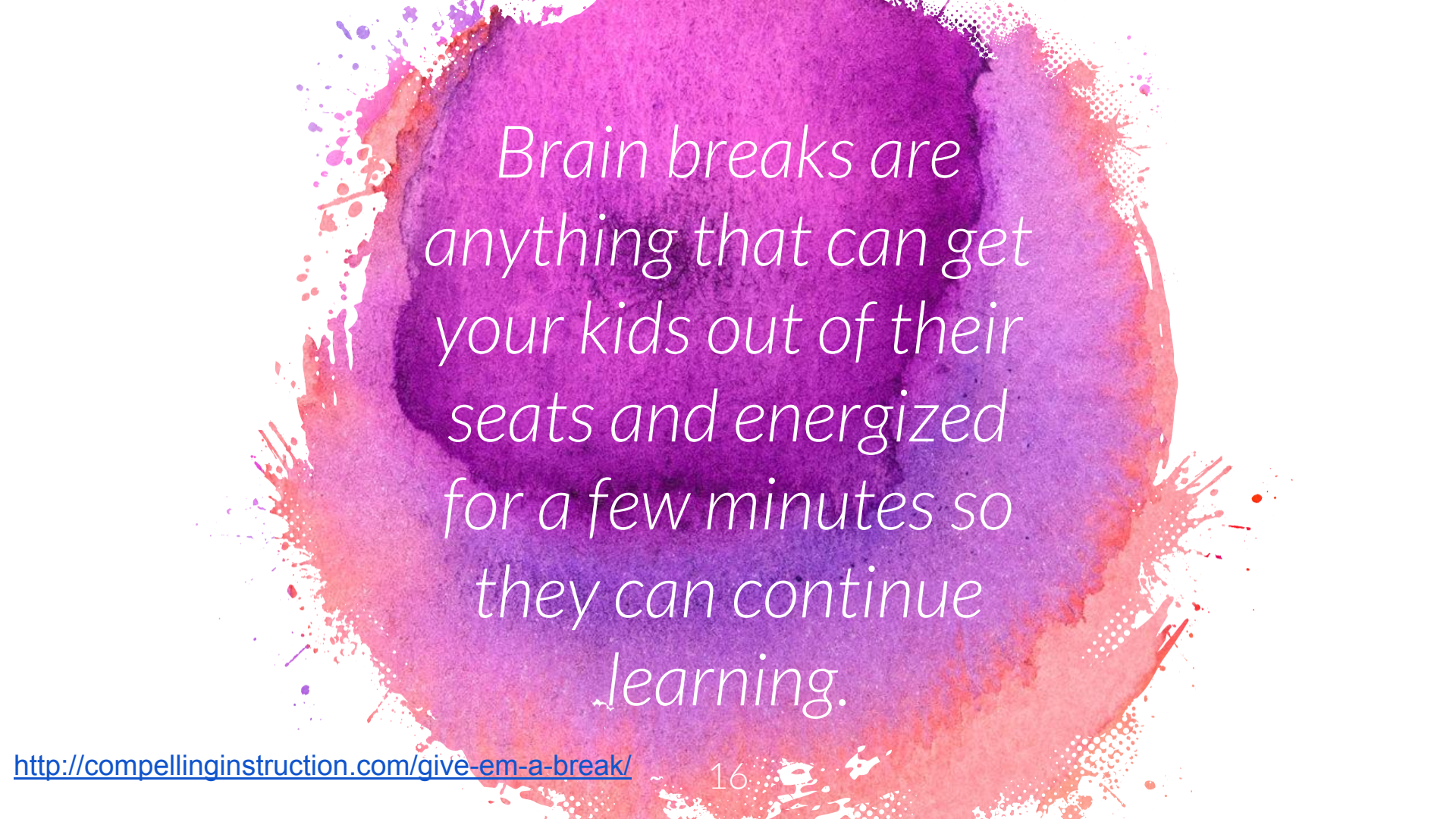
Prizes for Sale

- *Week of free warm ups
- *Day to sit in my comfy chair
- *Brownies
- *Plan a day of class
- *Pick a song we will study
- *Choose your seat for a day

CHEAP AND EASY!!

How to earn more passes?





Brain breaks are
anything that can get
your kids out of their
seats and energized
for a few minutes so
they can continue
learning.

Teacher vs. Class

Earns points
for:

Cell phone use

Off-task

Rude language

WHATEVER

doesn't meet
expectations

Earns points
for:

Working hard

Being on task

Using TL

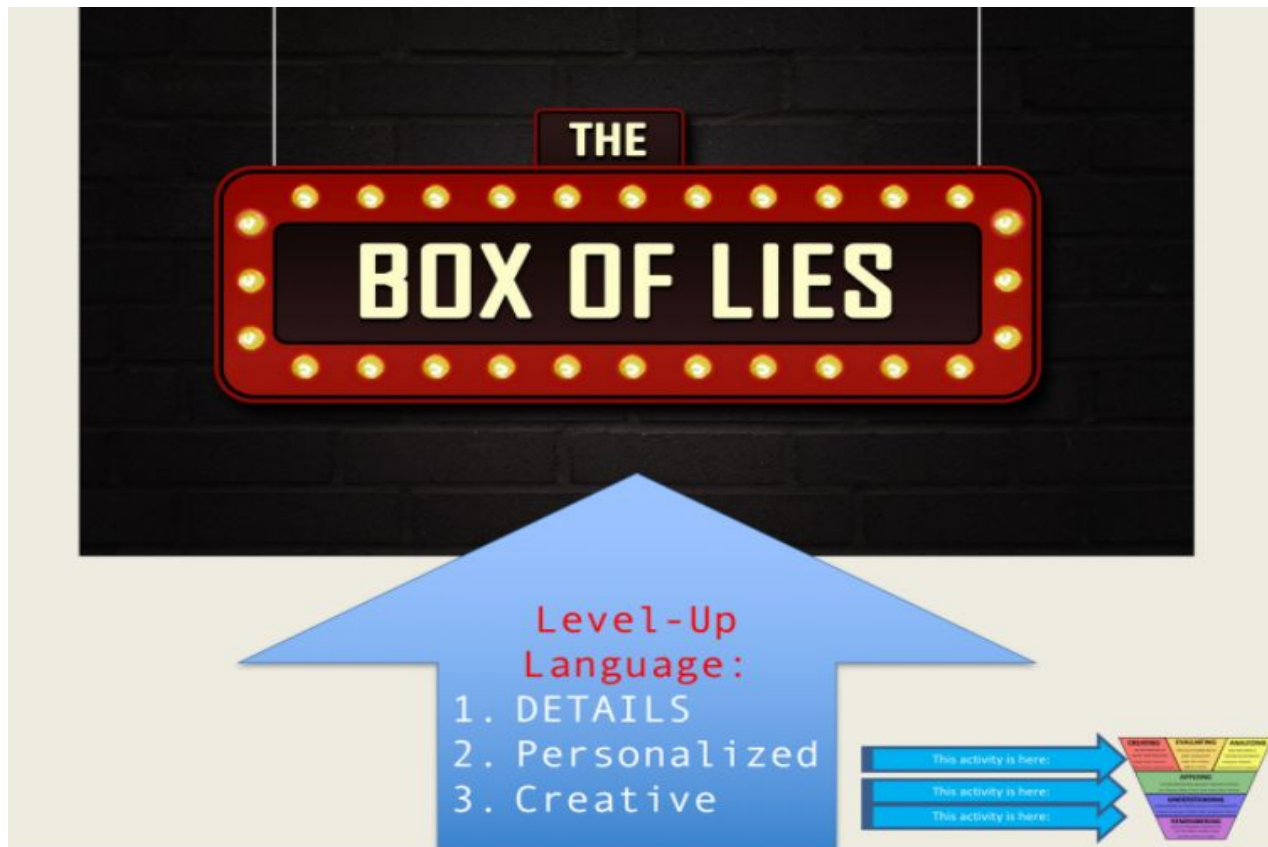
4.

Variety & Familiarity

Keep it fun, keep it comfortable



Source: www.gtv.com



<https://twitter.com/PRHSspanish/status/798958911097339906>

Stations Example



Weekly routines w/ Novelty

Movie Monday

Music Monday

Movement Monday

Minute-to-win-it Monday

Menu Monday

Tunes Tuesday

Timed writing Tuesday

Test Tuesday

Wacky Wednesday

World News Wednesday

Work Time Wednesday

Think out of the box Thursday

Throwback Thursday

Technology Thursday

Fun Friday

Feature Film Friday

Foto Friday

Funny Friday

Free Write Friday

**WHEN A STUDENT ASKS WHAT WE ARE
DOING IN CLASS DESPITE THE AGENDA
BEING WRITTEN ON THE BOARD EVERYDAY**






5.

Relationships

It's all about this, in the end.





“Students who are
loved at home come
to school to learn.
Students who aren’t,
come to school to be
loved.”

-Nicholas Ferroni

Some little things...

Use student names (positive!)

Use student artwork or stories

Class social media



Passwords



Special Person

Interview students...make class
about them!

You never want
to get on a plane
where the pilot
learned to fly
from worksheets.



via @toddwhitaker

@justintarte

www.brycehedstrom.com “Persona Especial”

RECAP & SPRINGBOARD

**What are you going
to take away from
this session?**

**What do you see in
a different way?**

**What is one thing you will
totally for sure try to maybe
remember to use sometime in
your class unless you're so
overwhelmed by life that you
totally forget about it until a
month from now and don't
remember what it was to
begin with?**

THANKS!

Any questions?

Kelly Ferguson

www.compellinginstruction.com

Twitter: @Kelferg